



**Dulux** let's colour



DREAM HOME

MAKING YOUR DREAM COME TRUE

**AkzoNobel**



# DREAM HOME

## Making your dream come true.

Home is a reflection of who we are as a person, our tastes, preferences and also our stories.

We constantly strive to make it our dream home. At Dulux, we are bringing you closer to that dream. Here are four exclusive colour palettes recreated basis the architectural designs and lifestyles that inspire you. You can now live your dream of colonial designs or dynamic modern buildings, the Mediterranean life or a house surrounded by nature - by simply choosing from CLASSIC ELEGANCE, TROPICAL RETREAT, COASTAL CHARM or MODERN CONTEMPORARY.



### Tropical Retreat

Walk away from the urban jungle and let nature be the inspiration for your tropical haven. Find your peace of mind amidst a range of invigorating colours, from muted greens and olives to the hues of pebbles and sand, to warm and welcoming dark browns. Clad your roofs with Terracotta tiles to complete your living-close-to-nature experience.

### Modern Contemporary

Inspired by the balance and steadiness achieved by simple linearity in form and function, this palette offers a rare mix of greys and darker muted hues. Expressing bold aesthetics and style, this brings you a world of infinite possibilities where bright pop colours give life to washed greys and cool neutrals, making a unique statement.







### Classic Elegance

The palette speaks of timeless beauty and sophistication of the architecture. Exquisite, yet classic, this includes softer tones of beiges and creams, and the ageless off-whites.



### Coastal Charm

Inspired by the tranquillity of the seas, sun-kissed beaches and the warm and lively coastal living, this palette is replete with aqua blues and sunshine yellows. Beautify your roofs with rich and intense Sunrise & Electric Blue tiles, which take you on a seaside journey.



Pictures show approximate paint shades only. Actual shades may vary. The shape, size and lighting of a surface can influence the appearance of the final shade.

# CLASSIC

e l e g a n c e



**Sonali Bhagwati**  
Designplus Associates  
Services Pvt. Ltd.

“The classic palette has been much in demand for decades. Even as newer hues come and go, their fanfare keeps getting stronger. This range of pastel and light tones of beige and creamy colours makes for a timeless choice owing to its rich past. So if you want to add a classic touch to your home, this is just the palette for you.”



Shade chips and pictures show approximate paint shades only. Actual shades may vary. The shape, size and lighting of a surface can influence the appearance of the final shade.






Shade chips and pictures show approximate paint shades only. Actual shades may vary. The shape, size and lighting of a surface can influence the appearance of the final shade.



Classic architecture is reminiscent of colonial designs, and it has a majestic and stately look. To make the details even more prominent, add a tender colour palette of light, creamy and ivory colours.





Parchment | 40YY 70/138

Shade chips and pictures show approximate paint shades only. Actual shades may vary. The shape, size and lighting of a surface can influence the appearance of the final shade.





A combination of Parchment and Sisal on the body along with pristine white on the columns defines the elegant look of this home. Maroon on the roof lends the much needed contrast to make your home the perfect dream home.





Shade chips and pictures show approximate paint shades only. Actual shades may vary. The shape, size and lighting of a surface can influence the appearance of the final shade.



— DREAM HOME —

Classic Elegance

To emphasise the regal opulence of this architecture, muted colours like Coconut and Butterfield are a fitting choice. Together, they make your home the Classic dream home.



Coconut | 40YY 83/150

Butterfield | 20YY 51/306

Terracotta | 5693



Sweet Talk | 45YR 83/076

Shade chips and pictures show approximate paint shades only. Actual shades may vary. The shape, size and lighting of a surface can influence the appearance of the final shade.





Luxurious and refined are the first words that come to mind when you see this range of pastel and light tones of Classic Elegance. The softer hues of Sweet Talk and Poet's Bloom are a great match for each other.





Brilliant White

Shade chips and pictures show approximate paint shades only. Actual shades may vary. The shape, size and lighting of a surface can influence the appearance of the final shade.



WEATHERSHIELD

DREAM HOME

Classic Elegance



The simpler the home, the classier it looks. With the white shade exuding the elegance of this house, the other colours combine well, lending perfect balance to your exterior walls, emphasising on class and stature.




Domestic Bliss | 90YR 67/085


Terracotta Red | 5694




Renaissance | 5952




Poet's Bloom | 30YR 53/188



Sweet Talk | 45YR 83/076



Fountain Of Youth | 90YR 75/072




Quiet Solitude | 03YY 86/021



Maroon | 5491



Butterfield | 20YY 51/306




Coconut | 40YY 83/150







Domestic Bliss | 90YR 67/085



Right White | 90YR 83/026




Whisper Bluff | 20YY 83/063




Tusk Tusk | 30YY 79/070




Hudson River Stone | 90YR 41/179




Dapper Tan | 10YY 55/163



Crisp Linen | 61YY 89/040





Parchment | 40YY 70/138



Farm House Beige | 60YY 75/108



Sisal | 30YY 41/165



Pictures show approximate paint shades only. Actual shades may vary. The shape, size and lighting of a surface can influence the appearance of the final shade.

# MODERN contemporary

"If you ask me, modern architecture is about simplicity. With emphasis on function, the designs are thoughtfully-integrated into the natural landscape. So, if you wish to unclog yourself and breathe the city life amidst greys and neutrals, this is the palette you should go for. With a wide range of vibrant pop colours, it even lets you add more character to your walls."



**Vivek Bhole**  
Vivek Bhole Architects Pvt. Ltd



Pale Shadow | 90RR 83/009

Shade chips and pictures show approximate paint shades only. Actual shades may vary. The shape, size and lighting of a surface can influence the appearance of the final shade.



Inspired by linearity in form and structure, this home brings you a world of infinite possibilities. Combine it with the muted touch of Pale Shadow and breathe life into your home.





Carolina Strand | 30YY 69/048

Shade chips and pictures show approximate paint shades only. Actual shades may vary. The shape, size and lighting of a surface can influence the appearance of the final shade.



A style that urges fresh craftsmanship by embracing minimalism now comes with colours that match its exceptional impression. So, let hues of grey, combined with colours of the pop generation, spell out your choice of style – experimental, but minimalistic, in an urban chic way.





Snowfield | 00NN 72/000

Prairie Grass | 35YY 61/431

Shade chips and pictures show approximate paint shades only. Actual shades may vary. The shape, size and lighting of a surface can influence the appearance of the final shade.





Add a splash of pop yellow to complement the subtle greys. Sure enough, this combination will play-up the character of your house to perfection.





Shade chips and pictures show approximate paint shades only. Actual shades may vary. The shape, size and lighting of a surface can influence the appearance of the final shade.



Modern times ask for modern colours. A clean and simple design such as this, provides the perfect backdrop for a splash of pop colour to complement the greys. And there you go, you have your perfect Modern Contemporary dream home.





Shade chips and pictures show approximate paint shades only. Actual shades may vary. The shape, size and lighting of a surface can influence the appearance of the final shade.



A neutral palette complements this modern home which is minimalistic, yet sophisticated. Mute Rain with a hint of Fog Grey accentuates its tall and linear glass facades to define its contemporary look.



Modern Contemporary

Mute Rain | 10RR 65/023


Fog Grey | 50RR 32/029



Southern Forest | 30GG 33/275




Fog Grey | 50RR 32/029




Urban Natural | 50RR 54/018



Granite Grey | 00NN 37/000




Mute Rain | 10RR 65/023



Snowfield | 00NN 72/000




Prairie Grass | 35YY 61/431



Veil | 00NN 53/000



Pecan Tree | 30YY 28/161




Pale Shadow | 90RR 83/009




Orange Mineral | 60YR 19/557



Arcadia House | 50YY 43/103



Drifting Snow | 10BB 83/014



Carolina Strand | 30YY 69/048



Grey Mountain | 40YY 25/074



Winter Grey | 5727



Stone Harbor | 10YY 48/071



Zesty Lime | 89YY 38/628



Pictures show approximate paint shades only. Actual shades may vary. The shape, size and lighting of a surface can influence the appearance of the final shade.



# TROPICAL

r e t r e a t



**Gayathri**  
Gayathri & Namith Architects

"I always design a space to be in sync with nature. And that's why, my designs have nature wrapping around built spaces with no clear boundaries. The greens and earthy tones of this palette are inspired by wood, moss and palm trees and would make a perfect choice if you aspire for a living-close-to-nature experience."



Shade chips and pictures show approximate paint shades only. Actual shades may vary. The shape, size and lighting of a surface can influence the appearance of the final shade.



**WEATHERSHIELD**

— DREAM HOME —



Tropical Retreat





This home takes pride in indigenous heritage and culture. Its woodwork is rich with local craftsmanship and its architecture is unique. Terracotta roofs and soft Antique Bisque complete its earthy and warm look, making it the perfect Tropical Retreat home.





Barely Green | 86YY 85/174

Shade chips and pictures show approximate paint shades only. Actual shades may vary. The shape, size and lighting of a surface can influence the appearance of the final shade.



— DREAM HOME —



With refreshing shades like Barely Green and Precious Jasper, transform your home into a tropical haven. Break away from the hustle and bustle of the city life and live in harmony with nature.



Tropical Retreat





Floral White | 61YY 85/050

Shade chips and pictures show approximate paint shades only. Actual shades may vary. The shape, size and lighting of a surface can influence the appearance of the final shade.





This expansive home is a tropical paradise, surrounded with lush greenery and adorned with a balmy hue of Tuscan Tan. It is a delight for any individual with an ardent taste.





Crescent Moon | 30YR 83/023

Shade chips and pictures show approximate paint shades only. Actual shades may vary. The shape, size and lighting of a surface can influence the appearance of the final shade.



The medley displays an array of colours that blend well with wood, rocks and the surrounding landscape. Muted browns with a slight tinge of warmth make your entrance even more warm and welcoming. As a retreat from the urban jungle, it is important that you find invigoration through the plethora of colours here.





Floral White | 61YY 85/050

Shade chips and pictures show approximate paint shades only. Actual shades may vary. The shape, size and lighting of a surface can influence the appearance of the final shade.



— DREAM HOME —



Welcome to a home no less than a heavenly abode, where Floral White adds to the peace. With the perfect colour combination, we ensure your dream home is several notches above the ordinary.



Tropical Retreat




Kelly Green | 30GG 11/281




Precious Jasper | 10GY 40/296




Terracotta Red | 5694



Morning Blend | 10GY 83/125



Barely Green | 86YY 85/174



Modern Meditation | 70YY 70/209



Golden Kiwi | 60YY 57/304



Renaissance | 5952



Spring Thaw | 90YY 83/179




Deep Ochre | 00YY 18/346




Tuscan Tan | 20YY 53/238




Brick Road | 30YR 18/212




Antique Linen | 30YY 70/120



Floral White | 61YY 85/050



Antique Bisque | 00YY 56/173



Terracotta | 5693




Muffin | 80YR 46/243





Saddle Tan | 80YR 32/339



Flame | 5414



Crescent Moon | 30YR 83/023



Pictures show approximate paint shades only. Actual shades may vary. The shape, size and lighting of a surface can influence the appearance of the final shade.



# COASTAL

c h a r m

“Beach inspired home architecture brings to mind open skies, azure calming waters, palm trees and warm, happy sunshine. Inspired by the tranquility of the seas, sun-kissed beaches and warm coastal living, this palette is replete with aqua blues and sunshine yellows. So, if you’re looking to create a calm and relaxed ambience, I would suggest you to choose this palette and bring home the experience of a seaside journey.”



**Kamal Periwal**  
Maheshwari Architects  
Private Limited



Nova White | 10BB 83/017

Skier's Trail | 90BG 72/100

Shade chips and pictures show approximate paint shades only. Actual shades may vary. The shape, size and lighting of a surface can influence the appearance of the final shade.



Hues of fresh aqua blues complemented with pristine Nova White can transform your home into a charming coastal villa. The hint of Electric Blue not only beautifies the roof, but also defines the skyline in a unique way.









This is precisely what the combination of soothing yellow highlights can do to your house, if you take it literally. It is a blend that’s so strangely beautiful that not only calms the senses, but also heightens them at the same time.





Wedding White | 70YY 83/037

Skier's Trail | 90BG 72/100

Shade chips and pictures show approximate paint shades only. Actual shades may vary. The shape, size and lighting of a surface can influence the appearance of the final shade.



The array of colours and the bright Sunrise roof offer a great contrast to the clear blue sky; perfect as a standout. Soft feather-light hues in tints of yellow, orange and blues lend a charming touch to your home.





Mendelssohn Concerto | 50BG 76/068

Shade chips and pictures show approximate paint shades only. Actual shades may vary. The shape, size and lighting of a surface can influence the appearance of the final shade.





A quaint home. Come to look at it, and you will discover that Blue Jay and Mendelssohn Concerto are just the shades you need for a perfect home. Think comfort. Think relaxation. Think living the coastal lifestyle. Find it here.





Nova White | 10BB 83/017

Shade chips and pictures show approximate paint shades only. Actual shades may vary. The shape, size and lighting of a surface can influence the appearance of the final shade.



Large expansive windows overlooking the cool waters offer a relaxing ambience. Complement soothing Bonar Blue with a hint of Middy Blue to get the perfect Coastal Charm look for your home.






Blue Collar | 09BB 51/218



Blue Hydrangea | 70BG 59/124




Nova White | 10BB 83/017




Skier's Trail | 90BG 72/100



Electric Blue | 5411



Summer Showers | 10BG 72/092



Bonar Blue | 10BG 54/199



Mendelssohn Concerto | 50BG 76/068



Blue Jay | 70BG 28/169



Middy Blue | 50BG 12/219



Harvest Flame | 09YY 57/689



French Cream | 25YY 83/103



Butterscotch Tempest | 10YY 34/700



Wedding White | 70YY 83/037



Peruvian Yellow | 40YY 68/381




Copper Hill | 10YY 53/423



Sunrise | 5624



Glorious | 25YY 57/441



Champagne Sparkle | 35YY 81/174



Ginger Ale | 40YY 63/473



## **WEATHERSHIELD POWERFLEX**

**Dulux Weathershield Powerflexx is an ultra-premium, high performance exterior paint that offers unparalleled protection from the harshest weather conditions. Powered by Rainproof Technology – a unique combination of flexible and solid layer gives your home protection from hairline cracks, extreme heat, rain, dirt and dust. Beside covering cracks and giving superior protection from rain, it safeguards your exteriors for up to 10 years.**



# WEATHERSHIELD

Beautiful afar, solid up close



## **Weathershield Max**

Dulux Weathershield Max is a technologically advanced exterior emulsion which protects exterior walls from patches of dampness in addition to algae and fungus formation caused by rain. It has a unique technology that covers hairline cracks and prevents water ingress, preventing dampness not only in the exterior, but also the interior of the house.



## **Weathershield Protect**

Dulux Weathershield Protect is a high performance premium exterior paint that protects your home from the damaging effects of all forms of weather, specially rains. It's powered by 'Fungal Proof' Technology that resists the formation of ugly black spots and fungal patches. It also comes with special SunReflect pigments that reduce surface temperature to keep your homes cooler.



## **Weathershield Tile**

Dulux Weathershield Tile is an exterior paint which has a strong latex film which gives the exterior tiles, bricks and stones a rich sheen and protection from algae, fungus, cracking and peeling on hard surfaces.



## **Weathershield Waterproof**


Dulux Weathershield Waterproof is a breakthrough in waterproofing technology. Its thick, elastic, super protective film coat covers cracks and blocks water. Now also with SunReflect, that helps to reduce the temperature by up to 5 degrees.



## **Weathershield Alkali Bloc**

Weathershield Alkali Bloc is a high performance primer that seals powdery surface and resists formation of alkali and efflorescence.





# SEE. SHARE. PAINT.



Download the new Dulux Visualizer app to help make the right color choice.

Download for free:



To find out more, visit us at [www.dulux.in/dreamhome](http://www.dulux.in/dreamhome) and bring your dream home to life.

DB\_01738\_040516

In case of any complaints,  
please contact :  
Customer Care Cell :  
1800-3000-4455  
[customercare.india@akzonobel.com](mailto:customercare.india@akzonobel.com)

AkzoNobel India Limited  
Geetanjali Apartment - 1st Floor 8-B,  
Middleton Street, Kolkata - 700 071  
India

AkzoNobel, AkzoNobel logo, Dulux & Dulux Flourish logo are trademarks of the AkzoNobel Group of Companies.  
Copyright © 2013 AkzoNobel India Limited. All rights reserved.

## Disclaimer:

We have reproduced paint colours as faithfully as printing will allow. However, the shape, size and lighting of a surface can influence the appearance of the final colour. Please refer to the Dulux fandeck and Dulux colour cards for exact shade reference.

This book's content is the generalization of colour experts. No part of this publication shall be reproduced, transmitted or resold in whole or in part in any form, without the prior written permission of AkzoNobel India Limited. All trademarks, copyrights appearing in this book are the property of the respective owners. Disputes and claims, if any shall be subject to the jurisdiction of courts of New Delhi, India only.

